



Duplo

DPC-400

Digital Die Cutter

DOCUCUTTER DPC - 400 SPECIFICATIONS	
AUTO FEEDER	
Feeder Capacity	Up to 3.9" (10 cm)
Sheet Separation	Air powered, variable jet stream separation
Feeding System	Vacuum feed with clamps mounted on gantry
Max. Sheet Size	14"x 20" (355.6 mm x 508 mm)
Min. Sheet Size	8.5" x 11" (215.9 mm x 279.4mm)
Min. Paper Weight	200 gsm
CUTTING CONTROL	
Tools	Cut through knife, kiss cut knife, scoring wheel
Cutting System	Digital signal platform
Blade	Tungsten steel
Productivity	30 - 45 seconds per 14"x 20" sheet (depending on design complexity)
Max. Cutting Speed	1,000 mm/second
Cutting Thickness	Up to 1.5 mm
Cutting Tolerance	±0.1 mm
SOFTWARE AND CONNECTION	
Software (platform)	DPC Controller (Require PC with Window 10 or 7, i3 Processor or higher, 4GB Ram or more, 1 Ethernet port, 1 available PCIe 1X or 16X)
File Format	PLT, DXF, XML, HPG
Network	LAN
CAMERA REGISTRATION SYSTEM	
Camera Registration System	CCD registration system
GENERAL POWER	
Voltage	220V 50/60Hz 20A
Power	4KW
Dimension	88.6" x 31.5" 43.3" (2,250 mm x 800 mm x 1,100 mm)

*Production rates are based on optimal conditions and may vary depending on stock and enviromental conditions.
As part of our continuous product improvement program, specifications are subject to change without notice.*



Distributed by Duplo USA Corporation

3050 S. Daimler Street, Santa Ana, CA 92705 (949) 752-8222 (800) 255-1933 (949) 851-3054 fax www.duplousa.com
All rights reserved. No part of this document may be produced without permission of Duplo USA Corporation.

A Compact and Affordable Flatbed Cutting Solution

DocuCutter DPC-400 Digital Die Cutter

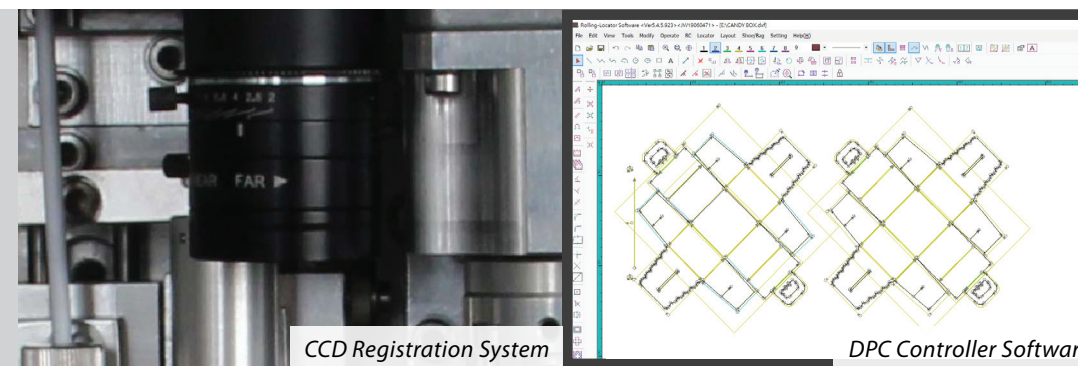
Utilizing a flatbed table and digital cutting technology, the DocuCutter DPC-400 Digital Die Cutter produces short-run packaging, custom-shaped cards and labels without physical dies required. The DPC-400 cuts, kiss cuts and scores a range of substrates including paper, laminates, adhesives and synthetic stocks up to 14" x 20" in size and up to 400 gsm. It's an affordable and versatile solution for prototyping designs and sample productions.



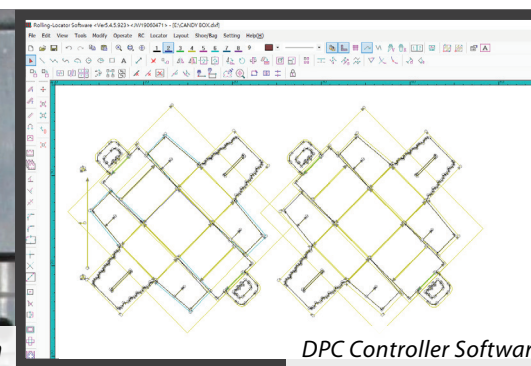
Triple Tooling Head



DocuCutter DPC-400 Digital Die Cutter



CCD Registration System



DPC Controller Software



Feed Tray with Sheet Separation



NO DIES REQUIRED

Utilizing the DPC Controller software, the triple tooling head follows the lines sketched on the cutting file to finish applications into any shape desired. Media is held in place on the flatbed through a suction zone below the conveyor belt as the tooling head moves throughout the sheet. The DPC-400 comes included with four cutting tools and a scoring wheel, and up to 3tools can be added in the tooling head. Set them to cut intricate shapes, kiss cut labels and stickers, and score fold lines to avoid toner cracking on packaging and folded pieces.



EASY JOB PREP AND SETUP


Create the cutting file in vector programs such as Adobe Illustrator and CorelDRAW to define the cuts, kiss cuts and scores desired. Export the cutting file in DXF, PLT or HPG format then upload it onto the DPC Controller software (PC sold separately) when the job is ready to run. Prepare the printed artwork files by adding registration marks on each corner of the sheet as well as a QR code. During operation, the CCD registration system will read the QR code and automatically pull up the matching cutting file on the DPC Controller. It will also read the registration marks and compensate for any image shifting to ensure each sheet is accurately finished.



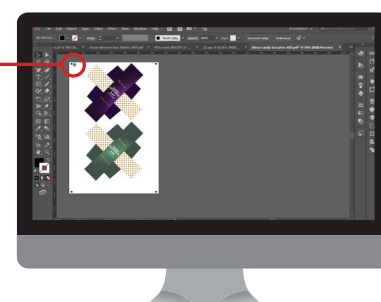
AUTOMATED FEED SYSTEM

With a stack height of 3.9", the DPC-400 maintains a productive operation. Each sheet is vacuum fed with the air knife aiding in separation then transported onto the cutting table. The feed tray elevates as sheets are fed and it can be reloaded without interrupting operation.






APPLICATIONS



The printed artwork file (portrait) requires four REG marks (3 mm dot) on each corner and QR code (10 mm) on top left corner next to the first dot.



STANDARD TOOLS

TOOLS		DESCRIPTION
J201 CUTTING KNIFE		For 120 – 300 gsm paper
J202 CUTTING KNIFE		For 150 – 400 gsm paper
J206 CUTTING KNIFE		For stickers, labels
J208 CUTTING KNIFE		For stickers, labels and 120-300 gsm paper
J380 SCORING WHEEL		0.63 mm scoring wheel

- Digital cutting, kiss cutting and scoring in one pass
- Paper, laminates, adhesives, and synthetic stocks up to 400 gsm
- CCD registration system
- 14" x 20" maximum sheet size
- 3.9" feed capacity stacker
- Triple tooling head